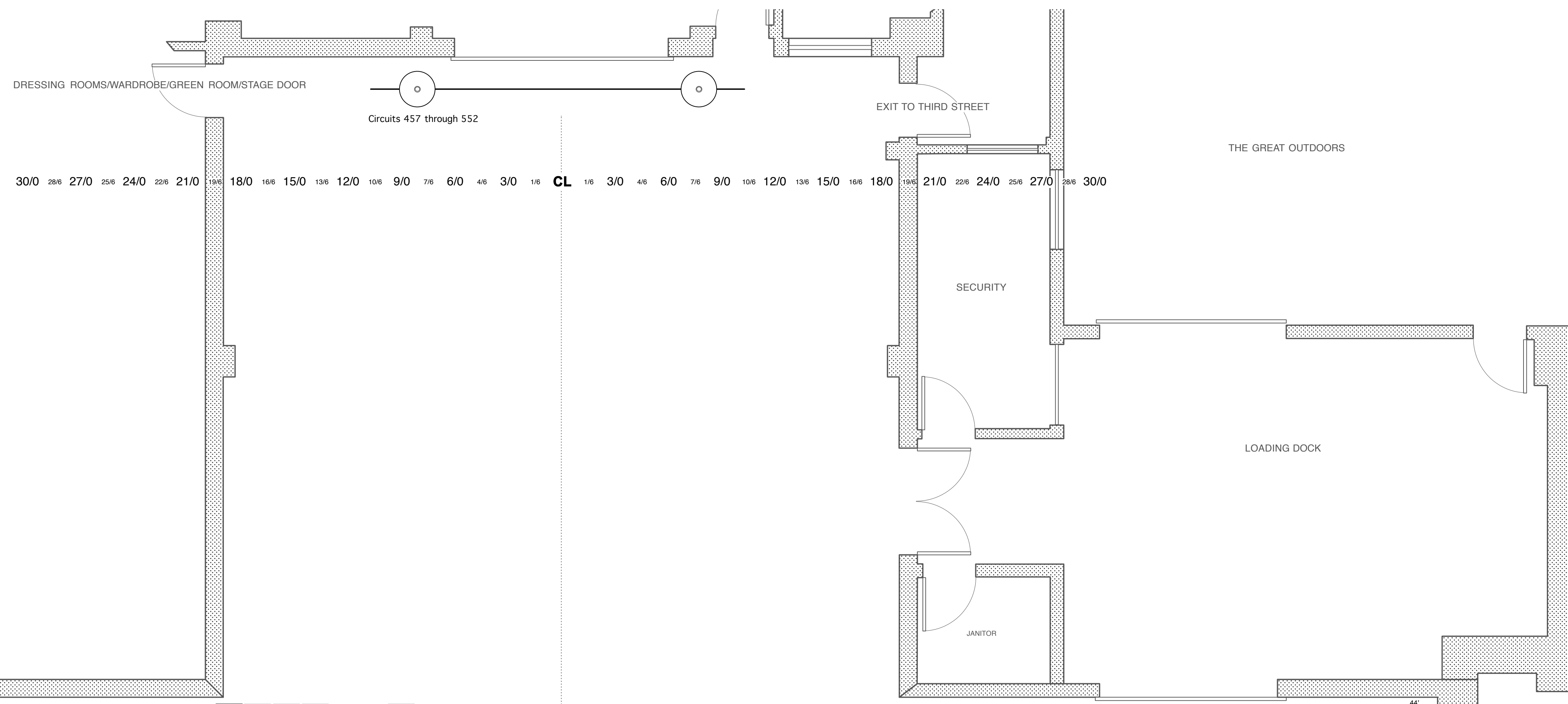
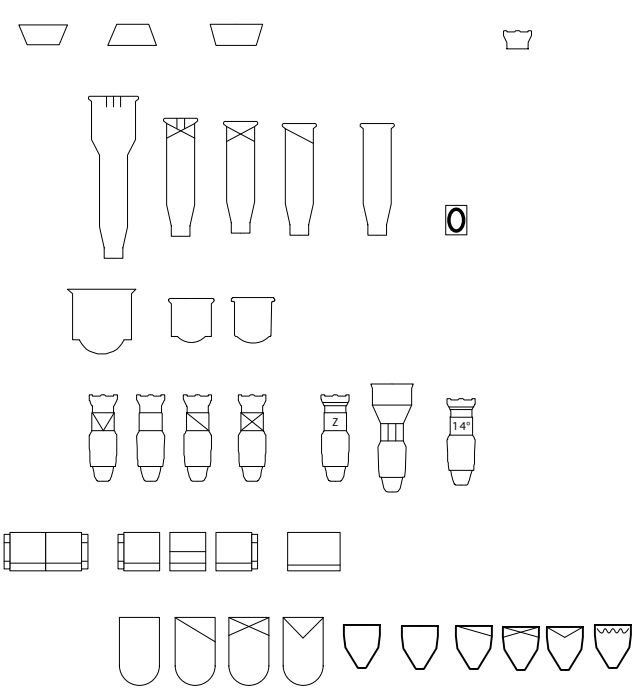
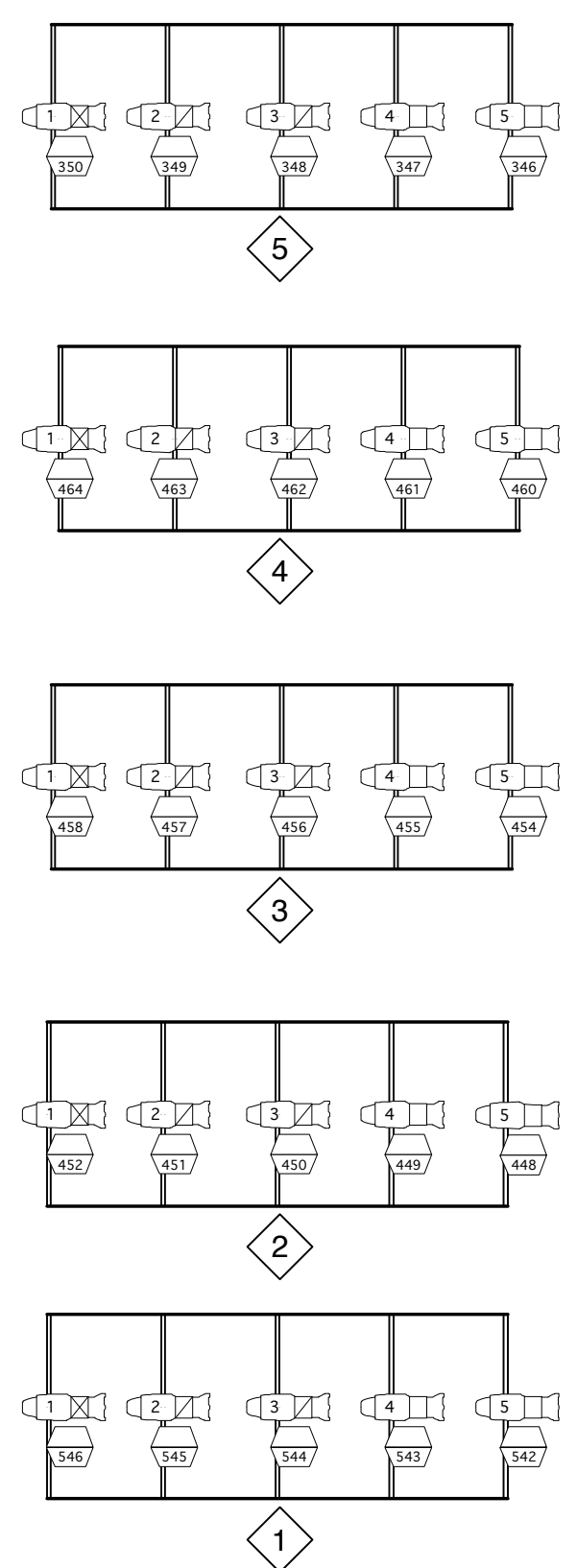


SYMBOLS FOR EDITING



DRESSING ROOMS  
QUICK CHANGE

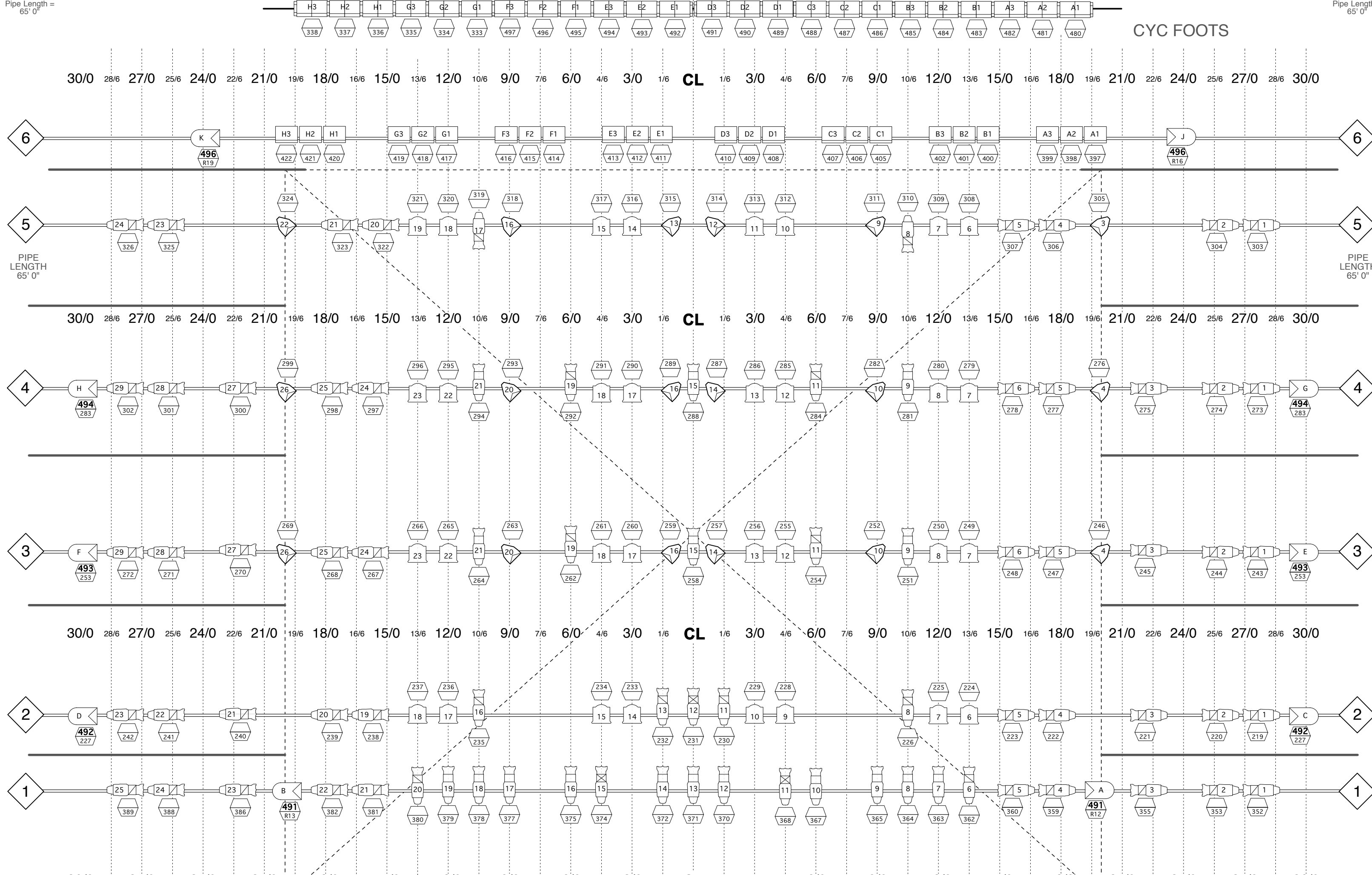
DIMENSIONS TO CENTER OF LENS  
7'0" 5'0" 2'6" 1'0"



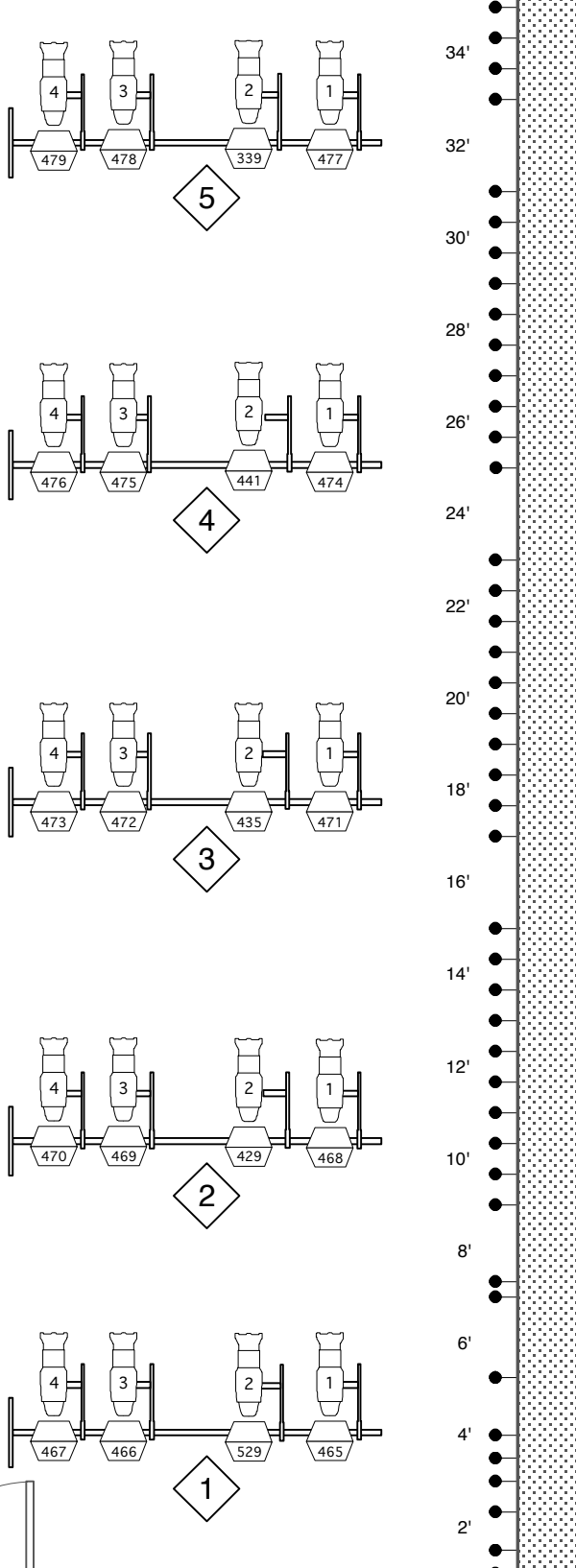
DRESSING ROOMS

TORM SR

TORM SL

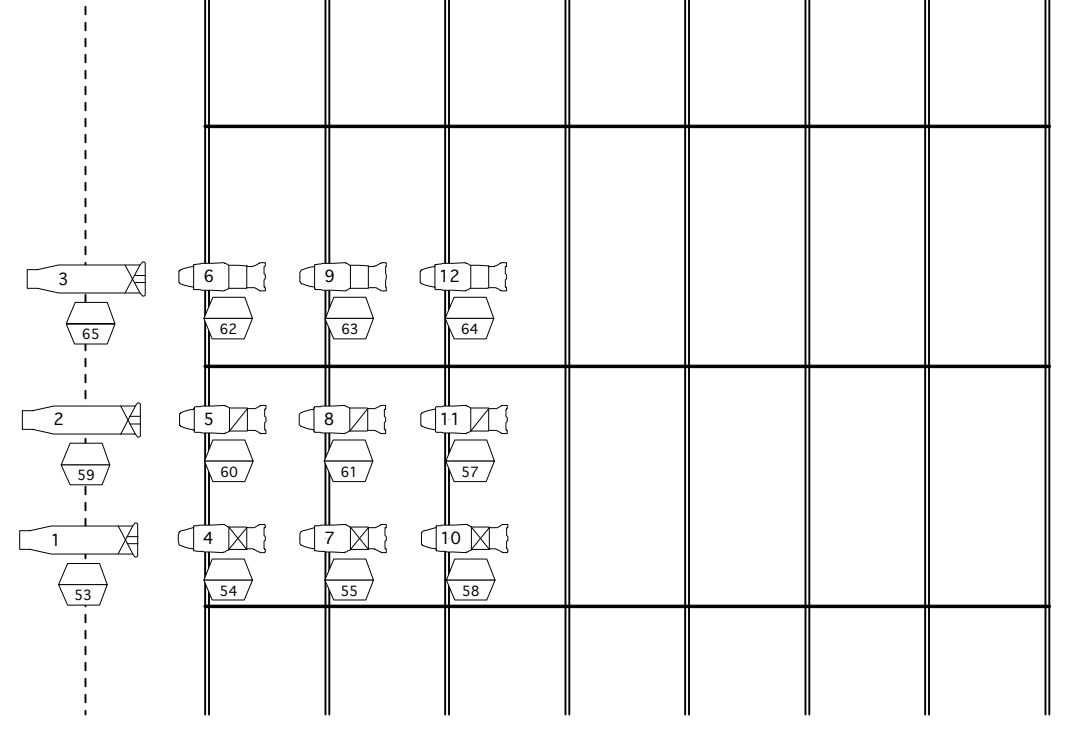


DIMENSIONS TO CENTER OF LENS  
1'0" 2'6" 5'0" 7'0"



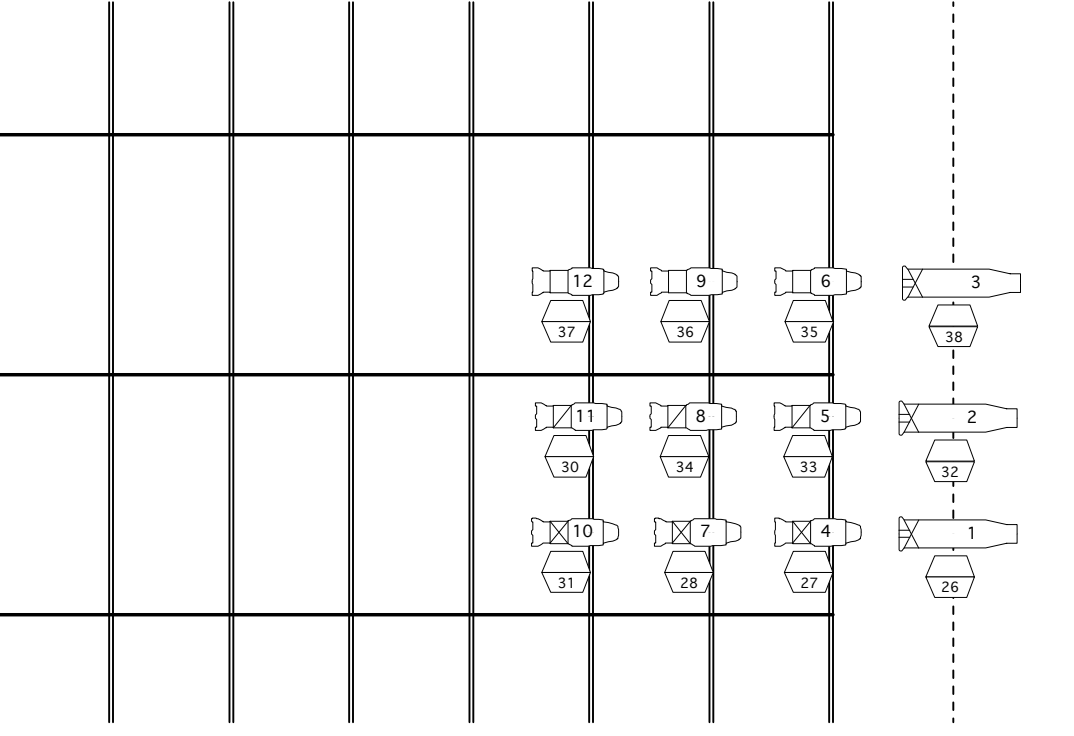
- Files 43-50  
43-50 4" Cans**
- 43 4" Can 4 (20FT)
  - 44 4" Can 4 (20FT)
  - 45 4" Can 4 (20FT)
  - 46 4" Can 4 (20FT)
  - 47 4" Can 4 (20FT)
  - 48 4" Can 4 (20FT)
  - 49 4" Can 4 (20FT)
  - 50 4" Can 4 (20FT)
  - 51 4" Can 4 (20FT)
  - 52 4" Can 4 (20FT)
  - 53 4" Can 4 (20FT)
  - 54 4" Can 4 (20FT)
  - 55 4" Can 4 (20FT)
  - 56 4" Can 4 (20FT)
  - 57 4" Can 4 (20FT)
  - 58 4" Can 4 (20FT)
  - 59 4" Can 4 (20FT)
  - 60 4" Can 4 (20FT)
  - 61 4" Can 4 (20FT)
  - 62 4" Can 4 (20FT)
  - 63 4" Can 4 (20FT)
  - 64 4" Can 4 (20FT)
  - 65 4" Can 4 (20FT)
  - 66 4" Can 4 (20FT)
  - 67 4" Can 4 (20FT)
  - 68 4" Can 4 (20FT)
  - 69 4" Can 4 (20FT)
  - 70 4" Can 4 (20FT)
  - 71 4" Can 4 (20FT)
  - 72 4" Can 4 (20FT)
  - 73 4" Can 4 (20FT)
  - 74 4" Can 4 (20FT)
  - 75 4" Can 4 (20FT)
  - 76 4" Can 4 (20FT)
  - 77 4" Can 4 (20FT)
  - 78 4" Can 4 (20FT)
  - 79 4" Can 4 (20FT)
  - 80 4" Can 4 (20FT)
  - 81 4" Can 4 (20FT)
  - 82 4" Can 4 (20FT)
  - 83 4" Can 4 (20FT)
  - 84 4" Can 4 (20FT)
  - 85 4" Can 4 (20FT)
  - 86 4" Can 4 (20FT)
  - 87 4" Can 4 (20FT)
  - 88 4" Can 4 (20FT)
  - 89 4" Can 4 (20FT)
  - 90 4" Can 4 (20FT)
  - 91 4" Can 4 (20FT)
  - 92 4" Can 4 (20FT)
  - 93 4" Can 4 (20FT)
  - 94 4" Can 4 (20FT)
  - 95 4" Can 4 (20FT)
  - 96 4" Can 4 (20FT)
  - 97 4" Can 4 (20FT)
  - 98 4" Can 4 (20FT)
  - 99 4" Can 4 (20FT)
  - 100 4" Can 4 (20FT)

TOP MOUNTED



BOX BOOM SR


TOP MOUNTED



BOX BOOM SL

Key to Instrumentation

Instruments	Qty	Inventory	Used	Remaining
5 Kw Fresnel	6	0	6	0
8" Fresnel 2 Kw	36	32	4	0
Colorstar 5" 1 Kw	10	10	0	0
Colorstar 15" 1 Kw	14	12	2	0
Colorstar 20" 1 Kw	6	4	2	0
Colorstar 30" 1 Kw	4	2	2	0
Source 4-19" 575 watt	52	51	1	0
Source 4-20" 575 watt	100	100	0	0
Source 4-30" 575 watt	92	83	9	0
Source 4-14" 575 watt	12	12	0	0
Source 4-20m-13-30" 575 watt	20	20	0	0
Source 4-10" 575 watt	6	6	0	0
Ground Cyc 2 Gals 2 Kw	14	8	8	0
Sky Cyc 1 Gal 1 Kw	8	8	0	0
PAR 64 (various) 1 Kw	30	18	32	0
Source 4 Kw 750 watt	38	18	20	0
Spare Source 4 lens barrels	13	6	36	0
Accessories				
10" x 4 Leaf Barn Door	34	0	34	0
Source 4 Drop In Iris	25	10	15	0



THEATER ADDRESS  
700 Howard Street  
Loading Dock  
175 3rd Street  
ADMINISTRATION & MAILING ADDRESS  
701 Mission Street  
San Francisco, CA 94103  
voice: 415-678-2700  
fax: 415-678-9635

December 1, 2009  
May 2009 layout by Tom White  
Theater drawing by David K.H. Elliott  
**Theater Light Plot**  
YBTH plot v. 2.5.5  
updated for Vectorworks 2009  
and Lightwright 5

